

CarProg ECU Tool

Opel Hybrid ECU programmer

OPEL login reader from motor hybrid ECU. Works by OBDII connector using cable A1, or removed from car using cable A15. On-table connection wiring diagram you can find in user manual.

This CarProg Opel ECU reader you can use in these cases:

- use it like Opel security code reader by OBDII for transponder key programming. In this case you don't need call dealer for get security code or remove immobilizer to read it manually. For key programming use any key learning tool - TECH 2, AD100 OP-COM or any other;
- use it for used motor ECU repair, reset Engine Control Module and programming. ECU security code is necessary to set back the Engine Control Module to its factory default state. Prior to replace, you have to reset it back to its factory default state. In this way, you can install it into another car. With TECH2 or other equipment you can do this work, but always you need used motor ECU security code (you can read it with CarProg) and car immobiliser security code (remove immobiliser and use TMS370 programmer to read it). Each factory default state Engine ECU has some limited running time, without immobiliser (max 10 attempts);

Supported cars:

Bosch ME 1.5.5	Agila 1.0, 1.2	2000-2005
	Astra 1.2, 1.6, 2.0	1998-2001
	Corsa 1.0, 1.2, 1.4	1997-2000
	Corsa 1.0, 1.2	2000-2005
	Tigra 1.4, 1.6	1997-2000
	Zafira 2.0	2002-2003



Siemens Simtec 71	Astra 1.8	2001-2004
	Corsa 1.8	2001-2003
	Omega 2.2	2000-2003
	Vectra 1.8	2000-2003
	Zafira 1.8	2001-2003



Siemens Simtec 71.1



Delphi Delco HDRC	Astra 1.7DT	2000-2002
	Corsa 1.7DT	2001-2005
	Meriva 1.7DT	2003-2005



CARPROG


Delphi Delco Multec S(F)	Astra 1.4, 1.6	2001-2005
	Corsa 1.4, 1.6	2001-2005
	Meriva 1.6, 1.8	2003-2005
	Vectra 1.6	2000-2005
	Zafira 1.6	2001-2005



Delphi Delco HSFI
2.0-2.5



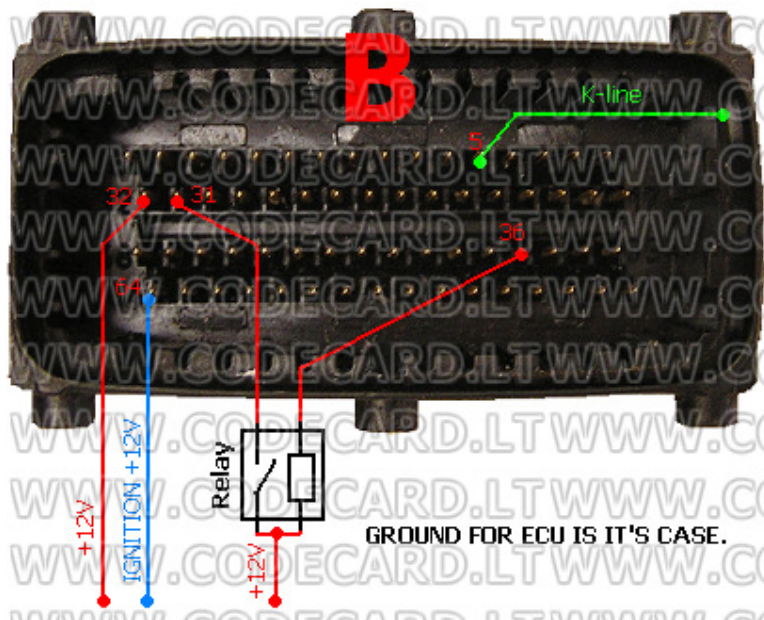
1. SIMTEC 71 and SIMTEC 71.1 ECU connection on-table diagram:




SIMTEC 71 ECU




SIMTEC 71 and SIMTEC 71.1



2. **BOSCH ME1.55 ECU connection on-table diagram:**



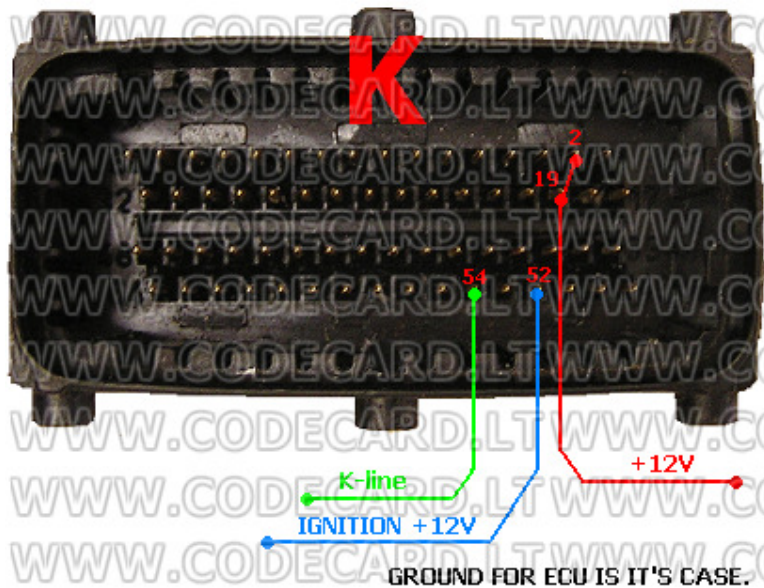
BOSCH ME1.55 ECU WIRING ON TABLE



3. **DELCO PETROL HSFI 2.x and DIESEL 1.7DT ECU connection on-table diagram:**



DELCO PETROL HSFI 2.x and DIESEL 1.7DT
ECU WIRING ON TABLE



4. **DELCO PETROL HSFI - C ECU**



DELCO PETROL HSFI - C ECU WIRING ON TABLE

